

Flushable

Capsule Endoscope Retrieval Cup

Raku-Ryu Cup CAP



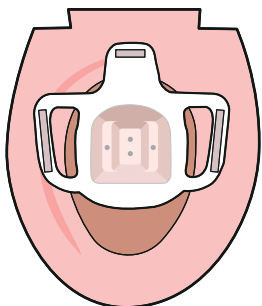
4 580455 981100

Instructions For Use



Learn more

Step1. Preparation



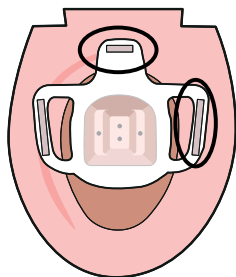
1. Secure the cup to the toilet seat using double-sided tape at three locations on the back.
It is easiest if you start applying the tape from the very back.
2. The release liner of the double-sided tape cannot be flushed; please dispose of it in the trash.
3. Affixing it inside the centerline of the toilet seat will ensure sufficient depth.

Step2. Retrieve



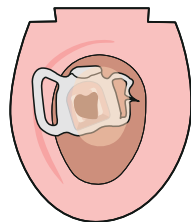
Please dispose of the toilet paper outside of the cup.
If necessary, while applying water, gently loosen the feces and search for the capsule.
Excessive force on the cup may cause it to tear.
Please do not pour water on the patency capsule.

Step3. Flushing



1. Remove the two areas marked with circles in the left diagram.
Since the double-sided tape might stick to the toilet during flushing, fold the removed tape in half so that the adhesive side is not exposed.
2. With one area still secured, flush the water once to confirm that the feces and toilet paper have been flushed.
Once you confirm that the tank has refilled with water, remove the last remaining spot and flush the retrieval cup.

Fold the tape in half.



Dispose of all items other than the retrieval cup according to your local regulations.

Warnings

- This product is not edible. Do not ingest.
- This product is designed for retrieving capsule endoscopes. Do not use for any other purpose.
- This product is not hypoallergenic. Individuals with allergies should evaluate its use at their discretion.
- Improper uses of this product include uses that do not conform to the following usages.

Usage Notes

- Do not flush this product together with accumulated toilet paper in the toilet bowl. Also, do not flush the product together with feces. It may cause clogging.
- Ensure the toilet tank is filled with sufficient water before flushing.
- Damage or malfunction of the toilet or surrounding equipment caused by improper use of this product is not covered under warranty.
- If the product or toilet seat is wet, the product may tear during use.
- Use only one sheet at a time. Using multiple sheets simultaneously may clog the drain.
- Do not shake the product violently with stool inside
- Do not leave the product in the toilet for an extended period. Flush promptly after use.
- Keep out of reach from small children.
- If a coating is applied to the toilet seat, the adhesive part may peel off easily.
- Do not flush the paper lining, as it may cause clogging.
- Do not use this product in toilets with drain pipes with diameters smaller than 75 mm (3 in). If used in such toilets, clogging may occur, potentially causing contamination of the toilet bowl or floor. Such damages are not covered under warranty.
- Do not use bidet or cleaning functions while this product is in use.

Storage Instructions

- Do not store in high temperature or high humidity environments. Avoid using or storing near fire.
- For long-term storage, avoid direct sunlight, high temperatures, and high humidity.

Warranty Period

- The product warranty period is one year from the date of purchase.
- If the product is defective, it will be replaced free of charge within the warranty period.

Warranty Coverage

- The above warranty applies only to the product itself. The manufacturer or seller assumes no responsibility for damages caused by the use of this product, including damage to other products or property.

